
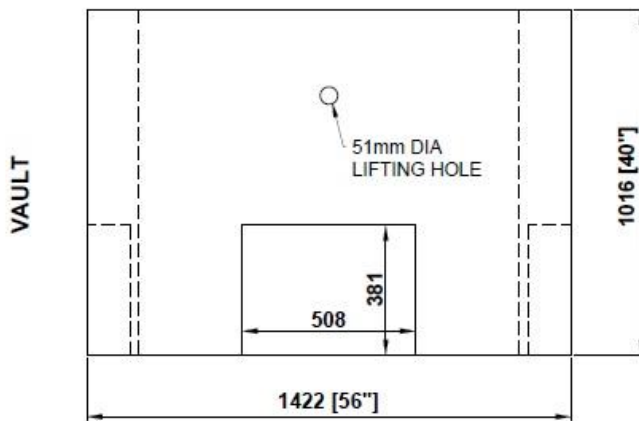
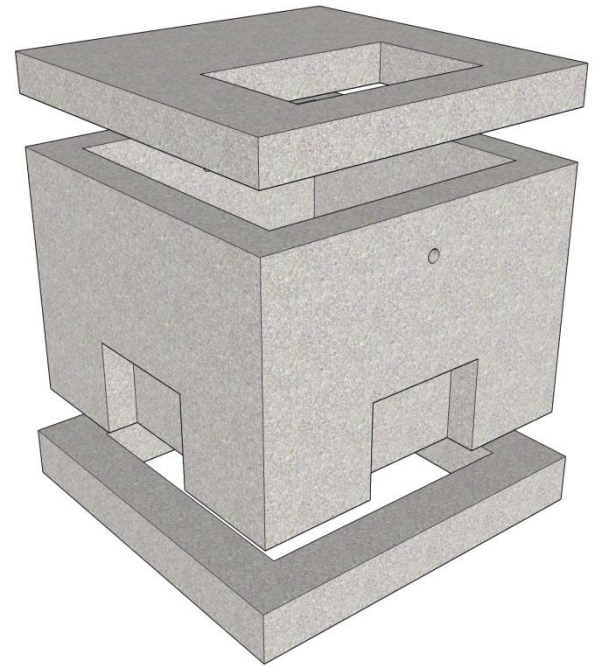


**PLAN VIEW**



**SIDE VIEW**



**NOTES:**

- (4) - Recessed Knockouts 508mm x 381mm [20" x 15"]
- Concrete: 30 MPa [min.] Air Entrained [5 - 8%]
- Reinforcement: 10M Rebar & 4x4x4/4 WWF
- 51mmØ Lifting Holes
- Base Thickness: 203mm [8"]
- Lid Thickness: 152mm [6"]
- Wall Thickness: 152mm [6"]

LID Weight: 590 kg [1 300 lbs]  
 VAULT Weight: 1 651 kg [3 640 lbs.]  
 BASE Weight: 524 kg [1 155 lbs.]